


TUBE
COLLECTION
(MATT)




COLLECTION ' 25

50X200MM
CERAMIC WALL TILES

TUBE

COLLECTION

Every wall deserves love. With plain punch and tube punch tiles in five beautiful shades, your home feels brighter, warmer and full of quiet confidence.



SNOW WHITE

TUBE SNOW WHITE

GLACIER GREY

TUBE GLACIER GREY

NAVAL AQUA

TUBE NAVAL AQUA

TERRA BROWN

TUBE TERRA BROWN

LAUREL GREEN

TUBE LAUREL GREEN

**SURFACE
GLOSSY**



**WALL
TILE**

TUBE
COLLECTION


50X200MM
CERAMIC WALL TILES



WALL



MATT



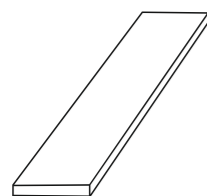
**PLAIN
SNOW WHITE**



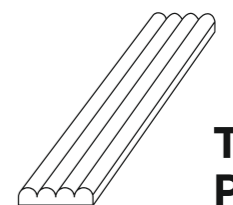
**PLAIN & TUBE
SNOW WHITE**



**TUBE
SNOW WHITE**



**PLAIN
PUNCH**



**TUBE
PUNCH**



SNOW WHITE PLAIN & TUBE

TUBE
COLLECTION

50X200MM
CERAMIC WALL TILES



WALL



MATT



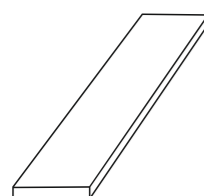
**PLAIN
GLACIER GREY**



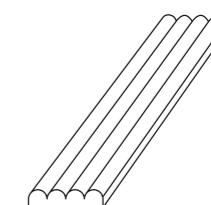
**PLAIN & TUBE
GLACIER GREY**



**TUBE
GLACIER GREY**



**PLAIN
PUNCH**



**TUBE
PUNCH**



GLACIER GREY PLAIN & TUBE

TUBE
COLLECTION


50X200MM
CERAMIC WALL TILES



WALL




MATT



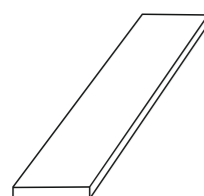
PLAIN
NAVAL AQUA



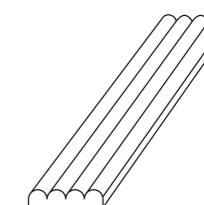
PLAIN & TUBE
NAVAL AQUA



TUBE
NAVAL AQUA



PLAIN
PUNCH



TUBE
PUNCH



NAVAL AQUA PLAIN & TUBE

TUBE
COLLECTION

50X200MM
CERAMIC WALL TILES



WALL




MATT



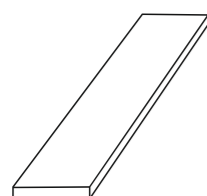
PLAIN
TERRA BROWN



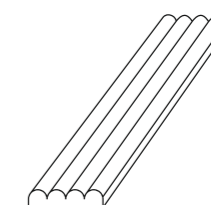
PLAIN & TUBE
TERRA BROWN



TUBE
TERRA BROWN



PLAIN
PUNCH



TUBE
PUNCH



TERRA BROWN PLAIN & TUBE

TUBE
COLLECTION

50X200MM
CERAMIC WALL TILES



WALL




MATT



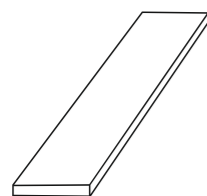
**PLAIN
LAUREL GREEN**



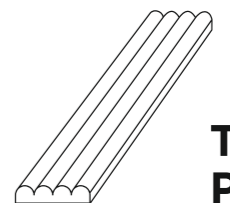
**PLAIN & TUBE
LAUREL GREEN**



**TUBE
LAUREL GREEN**



**PLAIN
PUNCH**



**TUBE
PUNCH**



LAUREL GREEN PLAIN & TUBE

TECHNICAL SPECIFICATION as per ISO 13006:2018 – ANNEXL

Sr.No.	Property	International Std.	OUR Tiles Value	Method of Testing
1	Deviation in Length and Width	± 0.6%	± 0.10%	ISO-10545-2
2	Deviation in Thickness	± 10%	± 1.88%	ISO-10545-2
3	Straightness of Sides	± 0.5%	± 0.29%	ISO-10545-2
4	Rectangularity	± 0.5%	± 0.25%	ISO-10545-2
5	Surface Flatness	± 0.5%	± 0.17%	ISO-10545-2
5	Water Absorption	>10%	12.95%	ISO-10545-3
6	MOR	Minimum 15 N/mm ³	17.51 N/mm ³	ISO-10545-4
7	Breaking Strength	Not less than 200 N	508.36 N	ISO-10545-4
8	Surface Quality	Minimum 95%	100%	ISO-10545-2
9	Density (g/cc)	Minimum 2.2	2.2423 g/cc	ISO-10545-3
10	Chemical Resistance	Minimum Class B	Class GA (PASS)	ISO-10545-13
11	Crazing Resistance	2 cycle	2 cycle (PASS) Fully Resistance	ISO-10545-11
12	Thermal Shock Resistance	10 cycle	10 cycle (PASS) Fully Resistance	ISO-10545-9
13	Coefficient of Linear Thermal Expansion	Maximum 9 x 10 ⁻⁶	5.45 x 10 ⁻⁶	ISO-10545-8
14	Small colour differences (Plain Colour Tiles)	GL < 0.75	GL < 0.55	ISO-10545-16
15	Resistance to Staining	Min Class - 3	Class 4	ISO-10545-14
16	Resistance to Low Concentration of Acid & Alkali	Class GLA	Class GLA	ISO-10545-13
17	Resistance to Low Concentration of Acid & Alkali	Class GHA	Class GHA	ISO-10545-13
18	Household Chemical Resistance	Minimum Class B	Class GA	ISO-10545-13
19	Swimming Pool Salt	Minimum Class B	Class GA	ISO-10545-13
20	Lead and Cadmium Release	Maximum 0.1mg/dm ²	0.016mg/dm ²	ISO-10545-15

PACKAGING DETAILS

SIZE	TEXTURE	THICKNESS	PIECES/BOX	SQM./BOX	SQFT./BOX	KG/BOX
50X200MM	PLAIN	8.00MM	90	0.90	9.68	13.3
50X200MM	TUBE	9.50MM	70	0.70	7.53	12.3

Note :

- Size / shade variation is inherent in ceramic tiles , in case of any complain its should be brought to our dealer's notice before laying the tiles.
- Colour shown are indicative only. Check actual tiles for exact colour.
- The information contained in this catalogue are accurate as possible, but cannot be considered as legally binding.
- Customers are advised to inspect a sample of the tile before ordering.
- The company reserves the right to change the specifications without prior notice.

Exterior Elevation or interior Walls



