


STRAW
COLLECTION
(GLOSSY)



COLLECTION ' 25

50X200MM
CERAMIC WALL TILES

STRAW

COLLECTION

It is a 50x200mm glossy tile collection with five rich colors and two unique punches. It brings warmth, charm, and personality to every space, making walls truly expressive.



SNOW WHITE

GLACIER GREY

NAVAL AQUA

TERRA BROWN

LAUREL GREEN

STRAW SNOW WHITE

STRAW GLACIER GREY

STRAW NAVAL AQUA

STRAW TERRA BROWN

STRAW LAUREL GREEN

SURFACE
GLOSSY



WALL
TILE

STRAW / **50X200MM**
COLLECTION CERAMIC WALL TILES



WALL



GLOSSY



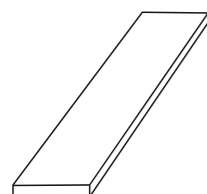
**PLAIN
SNOW WHITE**



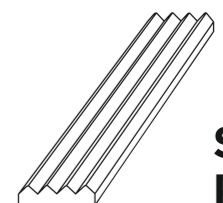
**PLAIN & STRAW
SNOW WHITE**



**STRAW
SNOW WHITE**



**PLAIN
PUNCH**



**STRAW
PUNCH**



SNOW WHITE PLAIN & STRAW

STRAW / **50X200MM**
COLLECTION CERAMIC WALL TILES



WALL



GLOSSY



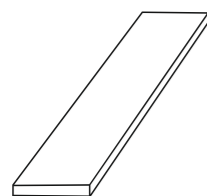
**PLAIN
GLACIER GREY**



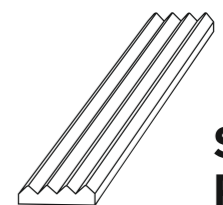
**PLAIN & STRAW
GLACIER GREY**



**STRAW
GLACIER GREY**



**PLAIN
PUNCH**



**STRAW
PUNCH**



GLACIER GREY PLAIN & STRAW

STRAW / **50X200MM**
COLLECTION CERAMIC WALL TILES



WALL




GLOSSY



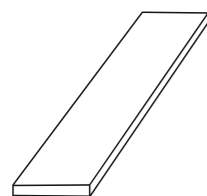
PLAIN
NAVAL AQUA



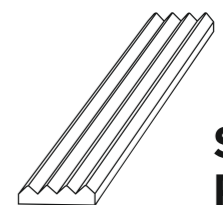
PLAIN & STRAW
NAVAL AQUA



STRAW
NAVAL AQUA



PLAIN
PUNCH



STRAW
PUNCH



NAVAL AQUA PLAIN & STRAW


STRAW / **50X200MM**
COLLECTION CERAMIC WALL TILES




WALL




GLOSSY



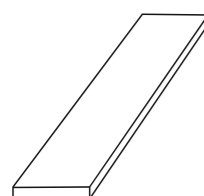
**PLAIN
TERRA BROWN**



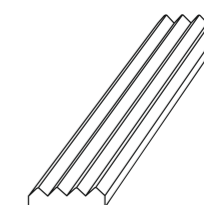
**PLAIN & STRAW
TERRA BROWN**



**STRAW
TERRA BROWN**



**PLAIN
PUNCH**



**STRAW
PUNCH**



TERRA BROWN PLAIN & STRAW


STRAW / **50X200MM**
COLLECTION CERAMIC WALL TILES



WALL




GLOSSY



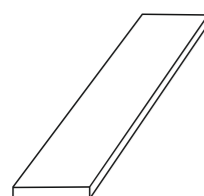
**PLAIN
LAUREL GREEN**



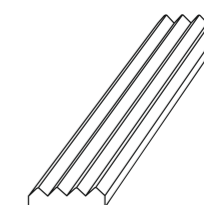
**PLAIN & STRAW
LAUREL GREEN**



**STRAW
LAUREL GREEN**



**PLAIN
PUNCH**



**STRAW
PUNCH**



LAUREL GREEN PLAIN & STRAW

TECHNICAL SPECIFICATION as per ISO 13006:2018 – ANNEXL

Sr.No.	Property	International Std.	OUR Tiles Value	Method of Testing
1	Deviation in Length and Width	± 0.6%	± 0.10%	ISO-10545-2
2	Deviation in Thickness	± 10%	± 1.88%	ISO-10545-2
3	Straightness of Sides	± 0.5%	± 0.29%	ISO-10545-2
4	Rectangularity	± 0.5%	± 0.25%	ISO-10545-2
5	Surface Flatness	± 0.5%	± 0.17%	ISO-10545-2
5	Water Absorption	>10%	12.95%	ISO-10545-3
6	MOR	Minimum 15 N/mm ³	17.51 N/mm ³	ISO-10545-4
7	Breaking Strength	Not less than 200 N	508.36 N	ISO-10545-4
8	Surface Quality	Minimum 95%	100%	ISO-10545-2
9	Density (g/cc)	Minimum 2.2	2.2423 g/cc	ISO-10545-3
10	Chemical Resistance	Minimum Class B	Class GA (PASS)	ISO-10545-13
11	Crazing Resistance	2 cycle	2 cycle (PASS) Fully Resistance	ISO-10545-11
12	Thermal Shock Resistance	10 cycle	10 cycle (PASS) Fully Resistance	ISO-10545-9
13	Coefficient of Linear Thermal Expansion	Maximum 9 x 10 ⁻⁶	5.45 x 10 ⁻⁶	ISO-10545-8
14	Small colour differences (Plain Colour Tiles)	GL < 0.75	GL < 0.55	ISO-10545-16
15	Resistance to Staining	Min Class - 3	Class 4	ISO-10545-14
16	Resistance to Low Concentration of Acid & Alkali	Class GLA	Class GLA	ISO-10545-13
17	Resistance to Low Concentration of Acid & Alkali	Class GHA	Class GHA	ISO-10545-13
18	Household Chemical Resistance	Minimum Class B	Class GA	ISO-10545-13
19	Swimming Pool Salt	Minimum Class B	Class GA	ISO-10545-13
20	Lead and Cadmium Release	Maximum 0.1mg/dm ²	0.016mg/dm ²	ISO-10545-15

PACKAGING DETAILS

SIZE	TEXTURE	THICKNESS	PIECES/BOX	SQM./BOX	SQFT./BOX	KG/BOX
50X200MM	PLAIN	8.00MM	90	0.90	9.68	13.3
50X200MM	STRAW	9.50MM	70	0.70	7.53	12.3

Note :

- Size / shade variation is inherent in ceramic tiles , in case of any complain its should be brought to our dealer's notice before laying the tiles.
- Colour shown are indicative only. Check actual tiles for exact colour.
- The information contained in this catalogue are accurate as possible, but cannot be considered as legally binding.

- Customers are advised to inspect a sample of the tile before ordering.
- The company reserves the right to change the specifications without prior notice.

Exterior Elevation or interior Walls



